



WEEKLY TRADING REPORT

27 APR - 01 MAY



WEEKLY PERFORMANCE METRICS

Total Trades: 10

Wins: 07

Losses: 03

Win Rate: 70%

[CLICK HERE!](#)

TO JOIN FGC TELEGRAM CHANNEL



27 APR

Total Trades - 01

GBPUSD

Position: SELL

Entry: 1.3536

Stop Loss: 1.3521 (15 PIPS)

Target: 1.3567 (30+ PIPS)



Trade Logic

- GBPUSD was in Bullish Trend
- Market made Higher Low
- Breakdown indicated potential Bullish continuation
- Long entry taken after support



- 🚀 TARGET SMASHED!
- 📊 30+ PIPS Captured in GBPUSD

	Positions	Orders	Deals	🕒
GBPUSD buy 0.6				177.60
1.35375 → 1.35671				2026.04.27 15:06:58
GBPUSD buy 0.6				75.60
1.35544 → 1.35670				2026.04.27 15:06:58
Deposit				0.00
Profit				253.20
Swap				0.00
Commission				0.00
Balance				253.20



28 APR

Total Trades - 04

GOLD

Position: SELL

Entry: 4640

Stop Loss: 4645 (50 PIPS)

Target: 4628 (120+ PIPS)



Trade Logic

- Gold is in a bearish trend
- Price formed a lower high, confirming continuation
- 4640 acted as an accumulation zone turned resistance
- Strong rejection from that level
- Sellers stepped in after rejection



- 🚀 TARGET SMASHED!
- 📊 100+ PIPS Captured in GOLD

XAUUSD, sell 0.10	2026.04.28 09:22:28
4 638.17 → 4 628.00	101.70
#8389773749	Open: 2026.04.28 09:13:31
S / L: 4 656.00	Swap: 0.00
T / P: 4 628.00	Commission: 0.00



GBPUSD

Position: SELL

Entry: 1.3508

- Stop Loss: 1.3520 (12 PIPS)
- Target: 1.3488 (20+ PIPS)



Trade Logic

- GBPUSD is in a bearish trend
- Price formed a lower high, confirming downside continuation
- Strong accumulation / supply zone around 1.3510
- Rejection from this level indicated selling pressure
- Sellers stepped in at resistance
- Short entry taken expecting further downside movement



- 🚀 TARGET SMASHED!
- 📊 20+ PIPS Captured in GBPUSD

↕	Positions	Orders	Deals	🕒
GBPUSD sell 0.6				112.20
1.35092 → 1.34905				2026.04.28 12:34:32
GBPUSD sell 0.6				110.40
1.35089 → 1.34905				2026.04.28 12:34:32
Deposit				0.00
Profit				222.60
Swap				0.00
Commission				0.00
Balance				222.60



USDJPY

Position: BUY

Entry: 159.48



- Stop Loss: 159.38 (10 PIPS)
- Target: 159.79 (30+ PIPS)



Trade Logic

- USDJPY is in a bullish trend
- Price pulled back around 50% (healthy retracement)
- Formed a higher low, confirming continuation
- Strong support at 159.45
- Buyers stepped in from demand zone



-  TARGET SMASHED!
-  30+ PIPS Successfully Captured in USDJPY.

USDJPY, buy 1.00	2026.04.29 07:58:11
159.480 → 159.636	97.72
#56426256672	Open: 2026.04.28 16:29:24
S / L: 159.380	Swap: -0.06
T / P: 159.790	Commission: 0.00



GOLD

Position: BUY

Entry: 4570



- Stop Loss: 4565 (50 PIPS)
- Target: 4580 (100+ PIPS)



Trade Logic

- Liquidity sweep below 4560 cleared downside stops
- Stop hunt indicated potential reversal
- Strong reaction from demand zone
- Buyers stepped in after liquidity grab
- Long entry taken expecting upside move



-  TARGET SMASHED!
-  100 PIPS Successfully Captured in GOLD.

XAUUSD, buy 0.10
4 570.77 → 4 579.92

2026.04.28 15:15:22

91.50

#56423575837

Open: 2026.04.28 14:41:20

S / L:

—

Swap:

0.00

T / P:

4 600.00

Commission:

0.00



29 APR

Total Trades - 02

GOLD

Position: BUY

Entry: 4600

- Stop Loss: 4594 (60 PIPS)
- Target: 4610 (100+ PIPS)



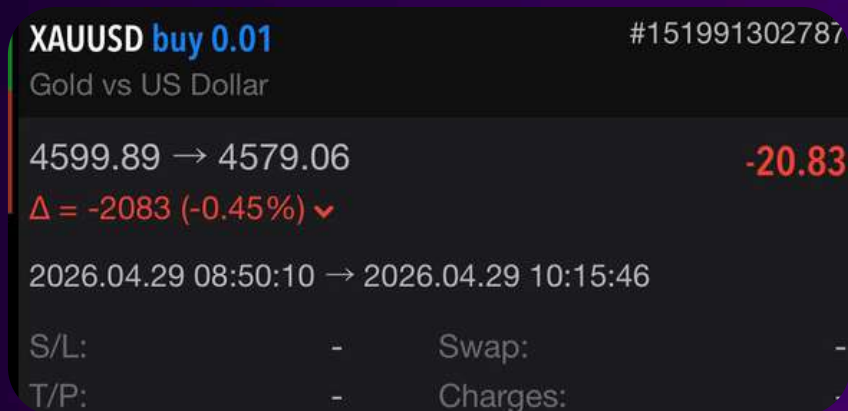
Trade Logic

- 4600 identified as a strong accumulation / support zone
- Price structure showed higher lows (bullish bias)
- Buyers expected to defend the level
- Long entry taken from support zone



Why the Setup Failed?

- Price rejected from 4600 instead of holding support
- Liquidity sweep above 4600 trapped buyers
- Sellers stepped in aggressively after sweep
- Support flipped into resistance
- Bullish structure failed due to strong selling pressure





AUDCAD

Position: BUY

Entry: 0.9802

Stop Loss: 0.9788 (14 PIPS)

Target: 0.9825 (25+ PIPS)



Trade Logic

- 0.9798 identified as a key accumulation / support zone
- Price broke above the level indicating potential bullish continuation
- Retest of the level confirmed as support
- Long entry taken on breakout + retest setup



Why the Setup Failed?

- Price rejected from higher level after breakout
- Breakout turned into a fake breakout (bull trap)
- Buyers got trapped above resistance
- Sellers stepped in with strong pressure
- Market reversed after trapping liquidity



30 APR

Total Trades - 02

GOLD

Position: BUY

Entry: 4578

- Stop Loss: 4568 (100 PIPS)
- Target: 4607 (280+ PIPS)



Trade Logic

- Gold forming higher lows, confirming bullish structure
- Market showing change of character (CHOCH) to upside
- Buyers gaining control after shift in structure
- Trend-following long entry taken
- Expectation of continuation in bullish momentum



-  TARGET SMASHED!
-  280+ PIPS Captured in AUDCAD!

XAUUSD buy 0.01	28.94
4578.06 → 4607.00	2026.04.30 11:03:57
XAUUSD buy 0.1	300.10
4576.99 → 4607.00	2026.04.30 11:03:57
Deposit	0.00
Profit	329.04
Swap	0.00
Commission	0.00
Balance	329.04



GBPUSD

Position: SELL

Entry: 1.3484

Stop Loss: 1.3504 (20 PIPS)

Target: 1.3453 (30+ PIPS)



Trade Logic

- Liquidity sweep above previous swing high (Asian high)
- Stop hunt trapped breakout buyers
- Rejection from highs signaled potential downside
- Short entry taken after liquidity grab



Why the Setup Failed?

- GBP economic data release increased volatility
- Strong fundamental push drove GBP higher
- Buyers overpowered technical setup
- Market continued bullish instead of reversing
- News impact invalidated the short setup

EURUSD sell 1	#1156281316
Euro vs US Dollar	
1.16814 → 1.16968	-114.72
$\Delta = -154 (-0.13\%) \downarrow$	
2026.04.13 09:41:50 → 2026.04.13 10:29:50	
S/L: 1.16968	Swap: -
T/P: -	Charges: -



01 MAY

Total Trades - 01

GOLD

Position: BUY

Entry: 4566

- Stop Loss: 5461 (50 PIPS)
- Target: 4576 (100+ PIPS)



Trade Logic

- 4568 identified as a strong accumulation / support zone
- Price swept liquidity below 4568 (stop hunt)
- Strong reaction from demand area
- Buyers stepped in after liquidity grab
- Long entry taken expecting bullish move



- 🚀 TARGET SMASHED!
- 💰 100 PIPS Successfully Capture in USDJPY!

XAUUSD, buy 0.10 2026.05.01 14:25:35
4 567.34 → 4 576.06 **87.20**
#56477804961 Open: 2026.05.01 13:16:09
S / L: 4 557.32 Swap: 0.00
T / P: 4 576.06 Commission: 0.00



This week the market has been highly volatile due to geopolitical factors. Despite the uncertainty, trades were managed with discipline and control. No overtrading was done, with focus strictly on high-quality setups and proper risk management.

Next Weekly Objectives:

- Eliminate low-probability setups
- Hold winning trades to full target
- Maintain emotional neutrality

Process Over Profits!